

CRITERIOS DE SELECCIÓN PARA LOS JUEGOS OLÍMPICOS PARÍS 2024

Serán elegibles todos los triatletas que:

- Cumplan cabalmente los requisitos establecidos por la World Triathlon (WT) para participar en los Juegos Olímpicos París 2024.
- Ser elegible a eventos internacionales para distancia estándar.
- Estar afiliado a la FMTRI 2022, 2023 y 2024.
- No tengan ninguna sanción con la FMTRI.
- Cumplan con los requerimientos del programa científico solicitado por la FMTRI (ver requerimientos anexos).
- Firmar convenio anual con la FMTRI.

PLAZAS NOMINALES DIRECTAS:

Las plazas se designarán de la siguiente forma:

1. Plaza nominal directa, al equipo que finalice entre los seis primeros lugares del campeonato mundial de triatlón de relevos mixtos 2022, siempre y cuando, los atletas, obtengan ranking olímpico individual top-60 al 27 de mayo del 2024. Sujeto a la obtención de la plaza de relevos bajo los criterios WT.
2. Plaza nominal directa, al equipo que finalice entre los seis primeros lugares del campeonato mundial de triatlón de relevos mixtos 2023, siempre y cuando, los atletas, obtengan ranking olímpico individual top-60 al 27 de mayo del 2024. Sujeto a la obtención de la plaza de relevos bajo los criterios WT.
3. Plaza nominal directa, al equipo que gane el Evento de Clasificación Olímpica de Relevos Mixtos de triatlón, que se llevará a cabo entre el 15 de abril y 27 de mayo de 2024.

En caso de que no se obtengan las plazas en relevos, aplican los siguientes criterios:

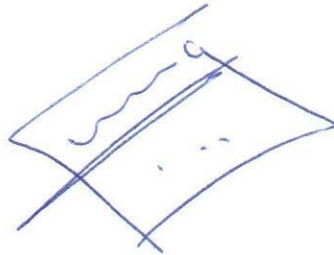
4. Plaza nominal directa, al primer mexicano en meta que obtenga top12 (en ambas ramas) en el Test Event de JJOO, que se llevará a cabo en el año 2023, siempre y cuando se obtenga una plaza individual bajo los criterios WT.
5. Plaza nominal directa, al primer mexicano en meta en lograr top12 (en ambas ramas) en la Final de las series mundiales 2023 Pontevedra, siempre y cuando se obtenga una plaza individual bajo los criterios WT.
6. Plaza nominal directa por ranking olímpico top-30 al 27 de mayo del 2024, siempre y cuando se obtenga una plaza individual bajo los criterios WT.



PLAZAS A CRITERIO TÉCNICO:

En caso de que no se cumplan los criterios para las plazas nominales directas a los Juegos Olímpicos París 2024, se otorgarán a criterio técnico. Siendo una de las posibilidades otorgar dicha plaza en un evento selectivo o por ranking olímpico. Esto será decidido por el Comité Técnico de Alto Rendimiento de la FMTRI y avaladas por el Comité Ejecutivo de la FMTRI.

La FMTRI se reserva el derecho de modificar los criterios anteriores en caso de que existan cambios de modalidad o distancia en los eventos selectivos mencionados.



Atentamente

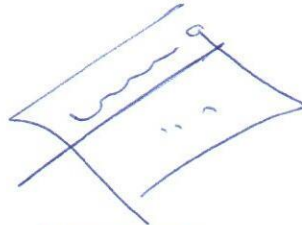
Comisión Técnica de Alto Rendimiento
Federación Mexicana de Triatlón A.C.



REQUERIMIENTOS DEL PROGRAMA CIENTIFICO DE LA FMTRI

La Federación Mexicana de Triatlón tiene el objetivo de mejorar el nivel de rendimiento con el apoyo de la Ciencia y Tecnología, por medio de un grupo científico, para el desarrollo de los triatletas elite, para ello requiere la cooperación y el seguimiento de atletas y entrenadores para cumplir con los siguientes requisitos:

- Cargar los entrenamientos a la app determinada por la FMTRI.
- Asistir a los campamentos requeridos para selección nacional por la FMTRI (en caso de ser convocados).
- Realizar las tomas antropométricas, biomecánicas, pruebas de esfuerzo, químicas sanguíneas, requeridas por el grupo científico.
- Asistir a la retroalimentación con el grupo científico después de tomas de seguimiento. Estas se llevarán a cabo, casi es su totalidad, a través de videoconferencias.



Atentamente

Comisión Técnica de Alto Rendimiento
Federación Mexicana de Triatlón A.C.



Olympic Games Paris 2024
Triathlon
Simulation on female qualification.

07/08/2023

Qualification pathway	Place				Notes	
Host NOC FRA	1	Cassandre	Beaugrand	FRA	Best athlete ranked from FRA	
	2	Emma	Lombardi	FRA	2nd athlete ranked from FRA	
2022 World Triathlon Mixed Relay Championships	3	Beth	Potter	GBR	Best athlete ranked from GBR	
	4	Georgla	Taylor-Brown	GBR	2nd athlete ranked from GBR	
2023 World Triathlon Mixed Relay Championships.	5	Laura	Lindemann	GER	Best athlete ranked from GER	
	6	Lisa	Tertsch	GER	2nd athlete ranked from GER	
World Triathlon Mixed Relay Olympic Qualification Ranking		Beth	Potter	GBR	Best athlete ranked from best team ranked.	Spot Allocated
		Georgia	Taylor-Brown	GBR	2nd athlete ranked from best team ranked.	Spot Allocated
		Laura	Lindemann	GER	Best athlete ranked from 2nd team ranked.	Spot Allocated
		Lisa	Tertsch	GER	2nd athlete ranked from 2nd team ranked.	Spot Allocated
	7	Nicole	Van Der Kaay	NZL	Best athlete ranked from 3rd team ranked.	
	8	Ainsley	Thorpe	NZL	2nd athlete ranked from 3rd team ranked.	
	9	Cathia	Schär	SUI	Best athlete ranked from 4th team ranked.	
	10	Julie	Derron	SUI	2nd athlete ranked from 4th team ranked.	
	11	Taylor	Spivey	USA	Best athlete ranked from 5th team ranked.	
	12	Summer	Rappaport	USA	2nd athlete ranked from 5th team ranked.	
		Cassandre	Beaugrand	FRA	Best athlete ranked from 6th team ranked.	Spot Allocated
		Emma	Lombardi	FRA	2nd athlete ranked from 6th team ranked.	Spot Allocated
	13	Miriam	Casillas Garcia	ESP	Best athlete ranked from 7th team ranked.	
	14	Noella	Juan	ESP	2nd athlete ranked from 7th team ranked.	
	15	Solveig	Løvseth	NOR	Best athlete ranked from 8th team ranked.	
	16	Lotte	Miller	NOR	2nd athlete ranked from 8th team ranked.	
	17	Natalie	Van Coevorden	AUS	Best athlete ranked from 9th team ranked.	
	18	Jaz	Hedgeland	AUS	2nd athlete ranked from 9th team ranked.	
2024 World Triathlon MR Olympic Qualification Event. (Next teams in MR Olympic Qualification Rankings considered)	19	Verena	Steinhauser	ITA	Best athlete ranked from 10th team ranked.	
	20	Bianca	Seregni	ITA	2nd athlete ranked from 10th team ranked.	
	21	Melanie	Santos	POR	Best athlete ranked from 11th team ranked.	
	22	Maria	Tomé	POR	2nd athlete ranked from 11th team ranked.	
World Triathlon Individual Olympic Qualification Ranking. Limit 3 athletes per NOC		Beth	Potter	GBR	Individual Olympic Ranking #1	Spot Allocated
		Taylor	Spivey	USA	Individual Olympic Ranking #2	Spot Allocated
		Cassandre	Beaugrand	FRA	Individual Olympic Ranking #3	Spot Allocated
		Georgia	Taylor-Brown	GBR	Individual Olympic Ranking #4	Spot Allocated
		Emma	Lombardi	FRA	Individual Olympic Ranking #5	Spot Allocated
	23	Sophie	Caldwell	GBR	Individual Olympic Ranking #6	
		Summer	Rappaport	USA	Individual Olympic Ranking #7	Spot Allocated
		Laura	Lindemann	GER	Individual Olympic Ranking #8	Spot Allocated
	24	Taylor	Knibb	USA	Individual Olympic Ranking #9	
	25	Jeanne	Lehair	LUX	Individual Olympic Ranking #10	
		Miriam	Casillas Garcia	ESP	Individual Olympic Ranking #11	Spot Allocated
		Lisa	Tertsch	GER	Individual Olympic Ranking #12	Spot Allocated
		Verena	Steinhauser	ITA	Individual Olympic Ranking #13	Spot Allocated
	26	Flora	Duffy	BER	Individual Olympic Ranking #14	
	27	Lena	Meißner	GER	Individual Olympic Ranking #15	
	28	Leonie	Perlaout	FRA	Individual Olympic Ranking #16	
		Annika	Koch	GER	Individual Olympic Ranking #17	Exceeds NOC Quota
	29	Rosa Maria	Tapia Vidal	MEX	Individual Olympic Ranking #18	
	30	Maya	Kingma	NED	Individual Olympic Ranking #19	
		Kirsten	Kasper	USA	Individual Olympic Ranking #20	Exceeds NOC Quota
		Marlene	Gomez-Göggel	GER	Individual Olympic Ranking #21	Exceeds NOC Quota
	31	Vittoria	Lopes	BRA	Individual Olympic Ranking #22	
		Cathia	Schär	SUI	Individual Olympic Ranking #23	Spot Allocated
	32	Alberte Kjaer	Pedersen	DEN	Individual Olympic Ranking #24	
	33	Yuko	Takahashi	JPN	Individual Olympic Ranking #25	
		Kate	Wough	GBR	Individual Olympic Ranking #26	Exceeds NOC Quota
		Nina	Eim	GER	Individual Olympic Ranking #27	Exceeds NOC Quota
	34	Jolien	Vermeylen	BEL	Individual Olympic Ranking #28	
		Julie	Derron	SUI	Individual Olympic Ranking #29	Spot Allocated
		Natalie	Van Coevorden	AUS	Individual Olympic Ranking #30	Spot Allocated

Olympic Games Paris 2024
Triathlon
Simulation on female qualification.

07/08/2023

Qualification pathway	Place				Notes	
World Triathlon Individual Olympic Qualification Ranking. Limit 2 athletes per NOC	35	Lizeth Rueda Santos	MEX	Individual Olympic Ranking #31		
	36	Zsanett Zita Kurtor-Bragmayer	HUN	Individual Olympic Ranking #32		
		Erika Ackerlund	USA	Individual Olympic Ranking #33	Exceeds NOC Quota	
		Nicole Van Der Kaay	NZL	Individual Olympic Ranking #34	Spot Allocated	
	37	Luisa Baptista	BRA	Individual Olympic Ranking #35		
	38	Julla Hauser	AUT	Individual Olympic Ranking #36		
		Solveig Løvseth	NOR	Individual Olympic Ranking #37	Spot Allocated	
		Ainsley Thorpe	NZL	Individual Olympic Ranking #38	Spot Allocated	
	39	Rachel Klammer	NED	Individual Olympic Ranking #39		
		Djenyfer Arnold	BRA	Individual Olympic Ranking #40	Exceeds NOC Quota	
	40	Valerie Barthelemy	BEL	Individual Olympic Ranking #41		
		Bianca Seregni	ITA	Individual Olympic Ranking #42	Spot Allocated	
		Sandra Dodet	FRA	Individual Olympic Ranking #43	Exceeds NOC Quota	
		Anabel Knoll	GER	Individual Olympic Ranking #44	Exceeds NOC Quota	
		Claire Michel	BEL	Individual Olympic Ranking #45	Exceeds NOC Quota	
	41	Emy Legault	CAN	Individual Olympic Ranking #46		
		Iliara Zane	ITA	Individual Olympic Ranking #47	Exceeds NOC Quota	
		Noelia Juan	ESP	Individual Olympic Ranking #48	Spot Allocated	
		Audrey Merle	FRA	Individual Olympic Ranking #49	Exceeds NOC Quota	
		Jaz Hedgeland	AUS	Individual Olympic Ranking #50	Spot Allocated	
		Mathilde Gautier	FRA	Individual Olympic Ranking #51	Exceeds NOC Quota	
		Melanie Santos	POR	Individual Olympic Ranking #52	Spot Allocated	
		Olivia Mathias	GBR	Individual Olympic Ranking #53	Exceeds NOC Quota	
	42	Petra Kurikova	CZE	Individual Olympic Ranking #54		
	43	Maria Carolina Velasquez Soto	COL	Individual Olympic Ranking #55		
		Charlotte McShane	AUS	Individual Olympic Ranking #56	Exceeds NOC Quota	
	44	Lisa Perterer	AUT	Individual Olympic Ranking #57		
		Katie Zaferes	USA	Individual Olympic Ranking #58	Exceeds NOC Quota	
		Anna Godoy Contreras	ESP	Individual Olympic Ranking #59	Exceeds NOC Quota	
	45	Dominika Jamnicky	CAN	Individual Olympic Ranking #60		
		Marta Pintanel Raymundo	ESP	Individual Olympic Ranking #61	Exceeds NOC Quota	
		Emma Jackson	AUS	Individual Olympic Ranking #62	Exceeds NOC Quota	
		Sophie Linn	AUS	Individual Olympic Ranking #63	Exceeds NOC Quota	
		Gina Sereno	USA	Individual Olympic Ranking #64	Exceeds NOC Quota	
		Costanza Arpinelli	ITA	Individual Olympic Ranking #65	Exceeds NOC Quota	
		Amelie Kretz	CAN	Individual Olympic Ranking #66	Exceeds NOC Quota	
	46	Sinem Francisca Tous Servera	TUR	Individual Olympic Ranking #67		
	47	Paulina Klimas	POL	Individual Olympic Ranking #68		
	48	Tilda Månsson	SWE	Individual Olympic Ranking #69		
	Invitation places	49	Universality	Place 1		
		50	Universality	Place 2		
	World Triathlon Ranking New flags.	51	Shanae Williams	RSA	World Ranking #82	Africa
		52	Elizabeth Bravo	ECU	World Ranking #66	America
		53	Ekaterina Shabalina	KAZ	World Ranking #57	Asia
		54	Ivana Kuriackova	SVK	World Ranking #55	Europe
					None eligible	Oceania
			Selina Klamt	GER	Individual Olympic Ranking #71	Exceeds NOC Quota
	55	Elizabeth Bravo	ECU	Individual Olympic Ranking #72		
52	Raquel Solis Guerrero	CRC	World Ranking #84		Reallocation place 52	

Triathlon

Simulation on qualification by NOCs

	Women	Men	Mixed Relay
AUS	2	2	Yes
AUT	2	2	Yes
AZE		1	
BEL	2	2	Yes
BER	1		
BRA	2	2	Yes
CAN	2	2	Yes
CHI		1	
COL	1		
CRC	1		
CZE	1		
DEN	1	1	
ECU	1	1	
ESP	2	3	Yes
FRA	3	3	Yes
GBR	3	2	Yes
GER	3	2	Yes
HUN	1	3	
ISR		2	
ITA	2	2	Yes
JPN	1	2	
KAZ	1	1	
LUX	1	1	
MAR		1	
MEX	2	2	Yes
NED	2	1	
NOR	2	2	Yes
NZL	2	2	Yes
POL	1		
POR	2	2	Yes
ROU		1	
RSA	1	2	
SUI	2	2	Yes
SVK	1		
SWE	1	1	
TUR	1		
USA	3	2	Yes
37	53	53	16

Olympic Games Paris 2024
Triathlon
Simulation on male qualification

07/08/2023

Qualification pathway	Place				Notes	
Host NOC FRA	1	Léo	Bergere	FRA	Best athlete ranked from FRA	
	2	Vincent	Luis	FRA	2nd athlete ranked from FRA	
2022 World Triathlon Mixed Relay Championships	3	Alex	Yee	GBR	Best athlete ranked from GBR	
	4	Jonathan	Brownlee	GBR	2nd athlete ranked from GBR	
2023 World Triathlon Mixed Relay Championships.	5	Lasse	Lührs	GER	Best athlete ranked from GER	
	6	Jonas	Schomburg	GER	2nd athlete ranked from GER	
World Triathlon Mixed Relay Olympic Qualification Ranking		Alex	Yee	GBR	Best athlete ranked from best team ranked.	Spot Allocated
		Jonathan	Brownlee	GBR	2nd athlete ranked from best team ranked.	Spot Allocated
		Lasse	Lührs	GER	Best athlete ranked from 2nd team ranked.	Spot Allocated
		Jonas	Schomburg	GER	2nd athlete ranked from 2nd team ranked.	Spot Allocated
	7	Hayden	Wilde	NZL	Best athlete ranked from 3rd team ranked.	
	8	Taylor	Reid	NZL	2nd athlete ranked from 3rd team ranked.	
	9	Adrien	Briffod	SUI	Best athlete ranked from 4th team ranked.	
	10	Max	Studer	SUI	2nd athlete ranked from 4th team ranked.	
	11	Matthew	McElroy	USA	Best athlete ranked from 5th team ranked.	
	12	Seth	Rider	USA	2nd athlete ranked from 5th team ranked.	
		Léo	Bergere	FRA	Best athlete ranked from 6th team ranked.	Spot Allocated
		Vincent	Luis	FRA	2nd athlete ranked from 6th team ranked.	Spot Allocated
	13	Antonio	Serrat Seoane	ESP	Best athlete ranked from 7th team ranked.	
	14	Roberto	Sanchez Mantecon	ESP	2nd athlete ranked from 7th team ranked.	
	15	Kristian	Blummenfelt	NOR	Best athlete ranked from 8th team ranked.	
	16	Vetle Bergsvik	Thorn	NOR	2nd athlete ranked from 8th team ranked.	
	17	Matthew	Hauser	AUS	Best athlete ranked from 9th team ranked.	
	18	Brandon	Copeland	AUS	2nd athlete ranked from 9th team ranked.	
2024 World Triathlon MR Olympic Qualification Event. (Next teams in MR Olympic Qualification Rankings considered)	19	Michele	Sarzilla	ITA	Best athlete ranked from 10th team ranked.	
	20	Gianluca	Pozzatti	ITA	2nd athlete ranked from 10th team ranked.	
	21	Vasco	Vilaca	POR	Best athlete ranked from 11th team ranked.	
World Triathlon Individual Olympic Qualification Ranking. Limit 3 athletes per NOC	22	Joao	Silva	POR	2nd athlete ranked from 11th team ranked.	
		Hayden	Wilde	NZL	Individual Olympic Ranking #1	Spot Allocated
		Léo	Bergere	FRA	Individual Olympic Ranking #2	Spot Allocated
		Alex	Yee	GBR	Individual Olympic Ranking #3	Spot Allocated
		Vasco	Vilaca	POR	Individual Olympic Ranking #4	Spot Allocated
	23	Jelle	Geens	BEL	Individual Olympic Ranking #5	
		Matthew	Hauser	AUS	Individual Olympic Ranking #6	Spot Allocated
	24	Csongor	Lehmann	HUN	Individual Olympic Ranking #7	
	25	Manoel	Messias	BRA	Individual Olympic Ranking #8	
		Lasse	Lührs	GER	Individual Olympic Ranking #9	Spot Allocated
		Kristian	Blummenfelt	NOR	Individual Olympic Ranking #10	Spot Allocated
		Antonio	Serrat Seoane	ESP	Individual Olympic Ranking #11	Spot Allocated
		Vincent	Luis	FRA	Individual Olympic Ranking #12	Spot Allocated
		Jonas	Schomburg	GER	Individual Olympic Ranking #13	Spot Allocated
		Roberto	Sanchez Mantecon	ESP	Individual Olympic Ranking #14	Spot Allocated
	26	Dorian	Coninx	FRA	Individual Olympic Ranking #15	
	27	Kenji	Neher	JPN	Individual Olympic Ranking #16	
		Pierre	Le Corre	FRA	Individual Olympic Ranking #17	Exceeds NOC Quota
		Adrien	Briffod	SUI	Individual Olympic Ranking #18	Spot Allocated
		Matthew	McElroy	USA	Individual Olympic Ranking #19	Spot Allocated
		Tom	Richard	FRA	Individual Olympic Ranking #20	Exceeds NOC Quota
	28	Jawad	Abdelmoula	MAR	Individual Olympic Ranking #21	
	29	Bence	Bicsák	HUN	Individual Olympic Ranking #22	
		Michele	Sarzilla	ITA	Individual Olympic Ranking #23	Spot Allocated
	30	David	Castro Fajardo	ESP	Individual Olympic Ranking #24	
	31	Tyler	Mislawchuk	CAN	Individual Olympic Ranking #25	
	32	Miguel	Hidalgo	BRA	Individual Olympic Ranking #26	
	33	Márk	Dévay	HUN	Individual Olympic Ranking #27	
		Gianluca	Pozzatti	ITA	Individual Olympic Ranking #28	Spot Allocated
		Joao	Silva	POR	Individual Olympic Ranking #29	Spot Allocated
	Sergio	Baxter Cabrera	ESP	Individual Olympic Ranking #30	Exceeds NOC Quota	

Olympic Games Paris 2024
Triathlon
Simulation on male qualification

07/08/2023

Qualification pathway	Place					Notes
World Triathlon Individual Olympic Qualification Ranking. Limit 2 athletes per NOC	34	Marten	Van Riel	BEL	Individual Olympic Ranking #31	
		Jonathan	Brownlee	GBR	Individual Olympic Ranking #32	Spot Allocated
	35	Shachar	Sagiv	ISR	Individual Olympic Ranking #33	
		Vetle Bergsvik	Thorn	NOR	Individual Olympic Ranking #34	Spot Allocated
		Alberto	Gonzalez Garcia	ESP	Individual Olympic Ranking #35	Exceeds NOC Quota
		Gábor	Faldum	HUN	Individual Olympic Ranking #36	Exceeds NOC Quota
		Max	Studer	SUI	Individual Olympic Ranking #37	Spot Allocated
		Seth	Rider	USA	Individual Olympic Ranking #38	Spot Allocated
	36	Richard	Murray	NED	Individual Olympic Ranking #39	
		Taylor	Reid	NZL	Individual Olympic Ranking #40	Spot Allocated
	37	Diego	Moya	CHI	Individual Olympic Ranking #41	
	38	Henri	Schoeman	RSA	Individual Olympic Ranking #42	
		Valentin	Wernz	GER	Individual Olympic Ranking #43	Exceeds NOC Quota
		Johannes	Vogel	GER	Individual Olympic Ranking #44	Exceeds NOC Quota
		Sylvain	Fridelance	SUI	Individual Olympic Ranking #45	Exceeds NOC Quota
		Barclay	Izzard	GBR	Individual Olympic Ranking #46	Exceeds NOC Quota
	39	Takumi	Hojo	JPN	Individual Olympic Ranking #47	
		Genis	Grau	ESP	Individual Olympic Ranking #48	Exceeds NOC Quota
	40	Charles	Paquet	CAN	Individual Olympic Ranking #49	
	41	Rostislav	Pevtsov	AZE	Individual Olympic Ranking #50	
		Joao	Pereira	POR	Individual Olympic Ranking #51	Exceeds NOC Quota
		Dylan	McCullough	NZL	Individual Olympic Ranking #52	Exceeds NOC Quota
	42	Alois	Knabl	AUT	Individual Olympic Ranking #53	
		Ren	Sato	JPN	Individual Olympic Ranking #54	Exceeds NOC Quota
		Ricardo	Batista	POR	Individual Olympic Ranking #55	Exceeds NOC Quota
		Tim	Helwig	GER	Individual Olympic Ranking #56	Exceeds NOC Quota
		Arnaud	Mengal	BEL	Individual Olympic Ranking #57	Exceeds NOC Quota
	43	Aram Michell	Peñafior Moysen	MEX	Individual Olympic Ranking #58	
		Junpei	Furuya	JPN	Individual Olympic Ranking #59	Exceeds NOC Quota
		Brandon	Copeland	AUS	Individual Olympic Ranking #60	Spot Allocated
		Makoto	Odakura	JPN	Individual Olympic Ranking #61	Exceeds NOC Quota
		Luke	Willian	AUS	Individual Olympic Ranking #62	Exceeds NOC Quota
		Jacob	Birtwhistle	AUS	Individual Olympic Ranking #63	Exceeds NOC Quota
		Simon	Westermann	SUI	Individual Olympic Ranking #64	Exceeds NOC Quota
	44	Emil	Holm	DEN	Individual Olympic Ranking #65	
		Morgan	Pearson	USA	Individual Olympic Ranking #66	Exceeds NOC Quota
		Jack	Willis	GBR	Individual Olympic Ranking #67	Exceeds NOC Quota
		Noah	Servais	BEL	Individual Olympic Ranking #68	Exceeds NOC Quota
		Aoba	Yasumatsu	JPN	Individual Olympic Ranking #69	Exceeds NOC Quota
		Gustav	Iden	NOR	Individual Olympic Ranking #70	Exceeds NOC Quota
		Lasse Nygaard	Priester	GER	Individual Olympic Ranking #71	Exceeds NOC Quota
		Jannik	Schauffier	GER	Individual Olympic Ranking #72	Exceeds NOC Quota
	45	Rodrigo	Gonzalez	MEX	Individual Olympic Ranking #73	
	46	Tjebbe	Kaindl	AUT	Individual Olympic Ranking #74	
		Trent	Thorpe	NZL	Individual Olympic Ranking #75	Exceeds NOC Quota
	47	Jamie	Riddle	RSA	Individual Olympic Ranking #76	
		Martin	Sobey	CAN	Individual Olympic Ranking #77	Exceeds NOC Quota
		David	Comero Del Campo	ESP	Individual Olympic Ranking #78	Exceeds NOC Quota
	Oscar	Dart	AUS	Individual Olympic Ranking #79	Exceeds NOC Quota	
	Samuel	Dickinson	GBR	Individual Olympic Ranking #80	Exceeds NOC Quota	
	Darr	Smith	USA	Individual Olympic Ranking #81	Exceeds NOC Quota	
	Brock	Hoel	CAN	Individual Olympic Ranking #82	Exceeds NOC Quota	
	Leon	Pauger	AUT	Individual Olympic Ranking #83	Exceeds NOC Quota	
	Chase	McQueen	USA	Individual Olympic Ranking #84	Exceeds NOC Quota	
	Max	Stapley	GBR	Individual Olympic Ranking #85	Exceeds NOC Quota	
	Callum	McCusky	AUS	Individual Olympic Ranking #86	Exceeds NOC Quota	
	Nicola	Azzano	ITA	Individual Olympic Ranking #87	Exceeds NOC Quota	
	48	Gregor	Payet	LUX	Individual Olympic Ranking #88	
Invitation places	49	Universality	Place 1			
	50	Universality	Place 2			
World Triathlon Ranking New flags.				None eligible	Africa	
		Simon	Henseleit	GER	Individual Olympic Ranking #89	Exceeds NOC Quota
		Irving	Perez	MEX	Individual Olympic Ranking #90	Exceeds NOC Quota
		Maxime	Hueber-Moosbrugger	FRA	Individual Olympic Ranking #91	Exceeds NOC Quota
		Nicolò	Strada	ITA	Individual Olympic Ranking #92	Exceeds NOC Quota
		Kevin	McDowell	USA	Individual Olympic Ranking #93	Exceeds NOC Quota
		Janus	Staufenberg	NZL	Individual Olympic Ranking #94	Exceeds NOC Quota
		Alessio	Crociati	ITA	Individual Olympic Ranking #95	Exceeds NOC Quota
		Antonio	Bravo Neto	BRA	Individual Olympic Ranking #96	Exceeds NOC Quota
		Jeremy	Briand	CAN	Individual Olympic Ranking #97	Exceeds NOC Quota
		Valentin	Morlec	FRA	Individual Olympic Ranking #98	Exceeds NOC Quota
		Crisanto	Grajales	MEX	Individual Olympic Ranking #99	Exceeds NOC Quota
		Grant	Sheldon	GBR	Individual Olympic Ranking #100	Exceeds NOC Quota
	51	Itamar	Eshed	ISR	Individual Olympic Ranking #101	
	52	Ramón Armando	Matute	ECU	World Ranking #87	America
	53	Ayan	Belsenbayev	KAZ	World Ranking #66	Asia
	54	Felix	Duchamp	ROU	World Ranking #70	Europe
					None eligible	Oceania
	Mario	Mola	ESP	Individual Olympic Ranking #102	Exceeds NOC Quota	
	Casper	Stormes	NOR	Individual Olympic Ranking #103	Exceeds NOC Quota	
	Jordi	García Gracia	ESP	Individual Olympic Ranking #104	Exceeds NOC Quota	
55	Andreas	Carlsson	SWE	Individual Olympic Ranking #105		

WORLD TRIATHLON MIXED RELAY OLYMPIC QUALIFICATION RANKING

- 1.1. Olympic Qualification period:
 - a.) Period in months: 22;
 - b.) 27 May 2022 through to 25 March 2024;
- 1.2. Total events to count:
 - a.) National Federations can use a total of their best five (5) results for their Olympic qualification:
 - (i) First part: 27 May 2022 to 26 May 2023: maximum three (3) results to count;
 - (ii) Second part: 27 May 2023 to 25 March 2024: maximum three (3) results to count.
 - b.) Maximum scores can be achieved with 2 results from the first part and 3 results from the second; or 3 results from the first and 2 results from the second.
- 1.3. Qualification events:
 - a.) World Triathlon Mixed Relay Championships;
 - b.) World Triathlon Mixed Relay Series;
 - c.) World Triathlon Mixed Relay Olympic Test Event;
 - d.) Continental Triathlon Mixed Relay Championships:
 - (i) Maximum two (2) to count in the whole qualification period. If there are three (3) during qualification period, the first two (2) will count;
 - (i) Both scoring Continental Championships may happen in the same part, otherwise one will happen in the first part and the other in the second part;
 - (ii) Only teams from the respective continent of the Continental Triathlon Championships will earn points;
- 1.4. Scoring:
 - a.) The points earned by the best team for each event will be:
 - (i) 1000 for the World Triathlon Mixed Relay World Championships;
 - (ii) 800 for the World Triathlon Mixed Relay Series;
 - (iii) 800 for the World Triathlon Mixed Relay Olympic Test Event;
 - (iv) 500 for the World Triathlon Mixed Relay Continental Championships.
 - b.) The points will be decreased by 7.5% at every position;

- c) Only one team per National Federation will earn points;
- a) Only National Federations from the respective continent will be considered in the Continental Championships.

15. Cut-off:

- a) To earn points, teams must finish within the cut-off time which will be determined by adding 10% to the winner's time.

16. Quality of Field Factor:

- a) The Quality of Field Factor will be set annually and will affect the Continental Triathlon Championships. The factors calculated for the World Triathlon Ranking will apply.

17. Force Majeure adaptations:

- a) Adaptations to this Mixed Relay Olympic Qualification Ranking due to force majeure can be done by the World Triathlon Executive Board.

WORLD TRIATHLON INDIVIDUAL OLYMPIC QUALIFICATION RANKING

- 1.1. Olympic Qualification period:
 - a.) Period in months: 24;
 - b.) 27 May 2022 through to 27 May 2024.

- 1.2. Total events to count:
 - a.) Athletes can use a total of their best twelve (12) results for their Olympic qualification:
 - (i) First part: 27 May 2022 to 26 May 2023: maximum six (6) results to count;
 - (ii) Second part: 27 May 2023 to 27 May 2024: maximum eight (8) results to count.
 - b.) Maximum scores can be achieved with 4 results from the first part and 8 results from the second; or 5 results from the first and 7 results from the second; or 6 results from the first and 6 results from the second.

- 1.3. Qualification events:
 - a.) World Triathlon Championship Finals;
 - b.) World Triathlon Championship Series;
 - c.) World Triathlon Olympic Test Event;
 - d.) World Triathlon Cup;
 - e.) Continental Triathlon Championships:
 - (i) Maximum two (2) to count in the whole qualification period. If there are three (3) during qualification period, the first two (2) will count;
 - (ii) Both scoring Continental Championships may happen in the same part, otherwise one will happen in the first part and the other in the second part;
 - (iii) Only athletes from the respective continent of the Continental Triathlon Championships will earn points;
 - (iv) Only the Standard distance Continental Triathlon Championships events will be considered.
 - f.) Continental Games:
 - (i) Maximum one (1) to count in the whole Olympic Qualification period;
 - (ii) Continental Games may happen in the first part or in the second part;

- (iii) Only athletes from the respective continent of the Continental Games will earn points;
- (iv) In the absence of Continental Games during the qualification period where triathlon is on the program or where all NOCs from the respective Continent are eligible to compete, a Continental Triathlon Sprint Championships or another event approved by World Triathlon will be considered to be held in the second part;

1.4. Scoring:

- a.) The points earned by the best athlete for each event will be:
 - (i) 1250 for the World Triathlon Championship Finals;
 - (ii) 1000 for the World Triathlon Championship Series;
 - (iii) 1000 for the World Triathlon Olympic Test Event;
 - (iv) 500 for the World Triathlon Cup;
 - (v) 400 for the Continental Triathlon Championships and for the Continental Games.
- b.) In case of sprint distance events, the value will be 75% of the value of the standard distance events of the same category. In case of semi-final /final or eliminator format events, the value will be 87,5% of the value of the standard distance events of the same category.
- c.) For the Continental Games, the points will be awarded as a sprint event, irrelevant to the distance of the actual competition.
- d.) The points will be decreased by 7.5% at every position;
- e.) Athletes competing under the World Triathlon flag will be considered in the continent of the National Federation they are moving to.

1.5. Cut-off:

- a.) To earn points, athletes must finish within the cut-off time which will be determined by adding 8% to the winner's time in both men's and women's events.
- b.) In case of a qualifying round format or time trial qualifying round format, a maximum of 50 athletes may score points according to the World Triathlon Competition Rules 20.6 and 21.7. The cut-off times do not apply to any scoring positions achieved during any of the rounds.

1.6. Quality of Field Factor:

- a.) The Quality of Field Factor will be set annually and will affect the Continental Triathlon Championships and the Continental Games. The factors calculated for the World Triathlon Ranking will apply.

1.7. Top 5 bonus:

- a.) The Top 5 bonus will affect the Continental Triathlon Championships and the Continental Games. The bonus calculated for the World Triathlon Ranking will apply.

1.8. Force Majeure adaptations:

- a.) Adaptations to this Individual Olympic Qualification Ranking due to force majeure can be done by the World Triathlon Executive Board.

World Triathlon

World Rankings

Home > Rankings

World Triathlon
Championship
Series Rankings

World Triathlon Individual Olympic Qualification Ranking: Paris 2024

Updated 07 Aug, 2023 - 14:27:32

World Triathlon
Rankings

Elite Men

World Triathlon
Duathlon
Rankings

World Triathlon
Long Distance
Duathlon
Rankings

World Triathlon
Aquathlon
Rankings

World Triathlon
Long Distance
Triathlon
Ranking

World Triathlon
Winter Triathlon
Rankings

World Triathlon
Cross Triathlon
Rankings

Arena Games
Triathlon
Ranking

Olympic
Qualification
Rankings

Men

Women

Mixed Relay

Men Simulation

Women

Simulation

NOCs

Simulation

Mixed Relay

	Rank	+/-	Given Name	Family Name	YOB	NOC	Total Points	1 st Pd. Events	2 nd Pd. Events	1 st Poir
	51	-3	Joao	Pereira	1987	POR	1705.60	6	1	141
	52	-3	Dylan	McCullough	2001	NZL	1693.71	5	4	698
	53	-2	Alois	Knabl	1992	AUT	1583.79	6	5	112
	54	+2	Ren	Sato	1995	JPN	1577.45	6	3	115
	55	-2	Ricardo	Batista	2000	POR	1558.02	6	1	118
	56	-2	Tim	Hellwig	1999	GER	1527.24	4	3	359
	57	+5	Arnaud	Mengal	1997	BEL	1496.34	6	4	784
	58	-3	Aram Michell	Peñaflo Moysen	1999	MEX	1492.59	6	2	108
	59	+9	Jumpei	Furuya	1991	JPN	1464.32	6	2	109
	60	-3	Brandon	Copeland	1996	AUS	1435.34	6	4	108
	61	+5	Makoto	Odakura	1993	JPN	1429.02	6	2	108
	62	-4	Luke	Willian	1996	AUS	1407.44	6	2	943
	63	-4	Jacob	Birtwhistle	1995	AUS	1389.65	6	4	514
	64	-3	Simon	Westermann	1998	SUI	1354.18	6	3	112
	65	-2	Emil	Holm	1996	DEN	1285.69	4	4	510
	66	-2	Morgan	Pearson	1993	USA	1283.85	3	1	119
	67	-2	Jack	Willis	1997	GBR	1264.27	6	3	103
	68	-1	Noah	Servais	1997		1222.50	6	2	908

Olympic Qualification Ranking Criteria	≡	69	+3	Aoba Yasumatsu	1997	BEL	1153.20	6	2	813
Individual Olympic Qualification Ranking Criteria	≡	70	-1	Gustav Iden	1996	JPN	1142.66	5	2	103
Paralympic Qualification Rankings	≡	71	-1	Lasse Nygaard	1995	NOR	1139.48	3	3	838
	≡	72	-1	Jannik Schaufler	1997	GER	1080.86	4	3	503
World Triathlon Para Rankings	≡	73	-	Rodrigo Gonzalez	1989	GER	1048.56	6	3	939
Continental Rankings	≡	74	+11	Tjebbe Kaindl	1999	MEX	1044.26	6	5	324
	≡	75	+11	Trent Thorpe	1996	AUT	1042.84	5	3	267
	≡	76	-2	Jamie Riddle	2000	NZL	1010.13	4	0	101
	≡	77	+5	Martin Sobey	1996	RSA	969.68	6	4	541
	≡	78	-3	David Cantero Del Campo	2003	CAN	961.08	1	4	147
	≡	79	+11	Oscar Dart	2001	ESP	954.88	2	3	230
	≡	80	-4	Samuel Dickinson	1997	AUS	943.79	4	0	943
	≡	81	-4	Darr Smith	1998	GBR	938.87	5	4	718
	≡	82	-4	Brock Hoel	2001	USA	914.25	6	3	671
	≡	83	-4	Leon Pauger	1998	CAN	891.54	6	2	800
	≡	84	-4	Chase McQueen	1998	AUT	850.09	5	3	697
	≡	85	+26	Max Stapley	1999	USA	844.23	3	3	239
	≡	86	+14	Callum McClusky	1998	GBR	843.32	4	5	434
	≡	87	-6	Nicola Azzano	1997	AUS	822.71	4	3	435
	≡	88	-	Gregor Payet	1995	ITA	815.43	6	2	686
	≡	89	-6	Simon Henseleit	2000	LUX	791.17	1	2	229
	≡	90	+4	Irving Perez	1986	GER	783.26	6	3	461
	≡	91	-7	Maxime Hueber-Moosbrugger	1996	MEX	778.00	2	1	524
	≡	92	-5	Nicolò Strada	2000	FRA	744.55	5	3	530

☰	93	-4	Kevin	McDowell	1992	USA	741.14	3	0	741
☰	94	-3	Janus	Staufenberg	1999	NZL	716.77	3	2	493
☰	95	-3	Alessio	Crociani	2001	ITA	713.38	4	2	515
☰	96	-3	Antonio	Bravo Neto	1999	BRA	689.64	6	2	590
☰	97	-2	Jeremy	Briand	1995	CAN	674.12	5	1	662
☰	98	-2	Valentin	Morlec	1999	FRA	665.36	3	2	358
☰	99	-2	Crisanto	Grajales	1987	MEX	657.60	4	1	639
☰	100	-2	Grant	Sheldon	1994	GBR	637.43	5	0	637

Notes

- Events in **bold** count toward the total points (full criteria)
- Number of events in **red** indicate that the limit of the total number of events to count has been reached
- Events with an asterisk * indicate that the ranking positions of the event have been modified according to the ranking criteria

World Triathlon

World Rankings

Home › Rankings

World Triathlon
Championship
Series Rankings

World Triathlon Individual Olympic Qualification Ranking: Paris 2024

Updated 07 Aug, 2023 - 14:27:36

World Triathlon
Rankings

Elite Women

World Triathlon
Duathlon
RankingsWorld Triathlon
Long Distance
Duathlon
RankingsWorld Triathlon
Aquathlon
RankingsWorld Triathlon
Long Distance
Triathlon
RankingWorld Triathlon
Winter Triathlon
RankingsWorld Triathlon
Cross Triathlon
RankingsArena Games
Triathlon
RankingOlympic
Qualification
Rankings

Men

Women

Mixed Relay

Men Simulation

Women

Simulation

NOCs

Simulation

Mixed Relay



	Rank	+/-	Given Name	Family Name	YOB	NOC	Total Points	1 st Pd. Events	2 nd Pd. Events	1 st Poin
	1	-	Beth	Potter	1991	GBR	6329.45	6	3	409
	2	-	Taylor	Spivey	1991	USA	6139.00	6	3	433
	3	-	Cassandre	Beaugrand	1997	FRA	6082.57	6	3	366
	4	-	Georgia	Taylor-Brown	1994	GBR	6072.99	6	2	460
	5	-	Emma	Lombardi	2001	FRA	4772.67	6	2	315
	6	-	Sophie	Coldwell	1995	GBR	4377.48	6	1	408
	7	-	Summer	Rappaport	1991	USA	4267.56	6	3	256
	8	-	Laura	Lindemann	1996	GER	4146.60	6	3	294
	9	-	Taylor	Knibb	1998	USA	4133.47	4	1	362
	10	-	Jeanne	Lehair	1996	LUX	3938.34	6	4	172
	11	-	Miriam	Casillas García	1992	ESP	3822.62	6	3	304
	12	-	Lisa	Tertsch	1998	GER	3563.42	6	3	239
	13	-	Verena	Steinhauser	1994	ITA	3496.61	6	3	245
	14	-	Flora	Duffy	1987	BER	3469.80	4	0	346
	15	-	Lena	Meißner	1998	GER	3461.60	6	3	297
	16	-	Leonie	Periault	1994	FRA	3430.62	5	2	214
	17	+4	Annika	Koch	1999	GER	3415.04	6	5	147
	18	-1	Rosa	Tapia Vidal	1997		3368.04	6	3	234

Olympic Qualification Ranking Criteria	≡	19	-1	Maria	Kingma	1995	MEX	3269.60	6	1	308
Individual Olympic Qualification Ranking Criteria	≡	20	-1	Kirsten	Kasper	1991	USA	3059.95	6	3	225
Paralympic Qualification Rankings	≡	21	-1	Marlene	Gomez-Göggel	1993	GER	3050.75	6	3	173
World Triathlon Para Rankings	≡	22	-	Vittoria	Lopes	1996	BRA	2889.64	6	4	209
Continental Rankings	≡	23	-	Cathia	Schär	2001	SUI	2884.07	6	4	127
	≡	24	-	Alberte Kjær	Pedersen	1998	DEN	2871.52	6	3	218
	≡	25	-	Yuko	Takahashi	1991	JPN	2724.42	6	4	201
	≡	26	-	Kate	Waugh	1999	GBR	2723.62	6	2	224
	≡	27	-	Nina	Eim	1998	GER	2678.26	6	1	214
	≡	28	-	Jolien	Vermeulen	1994	BEL	2596.92	6	5	100
	≡	29	-	Julie	Derron	1996	SUI	2486.73	6	1	201
	≡	30	-	Natalie	Van Coevorden	1992	AUS	2454.42	6	3	196
	≡	31	-	Lizeth	Rueda Santos	1994	MEX	2429.73	6	5	152
	≡	32	-	Zsanett Zita	Kuttor-Bragmayer	1994	HUN	2413.19	6	4	111
	≡	33	-	Erika	Ackerlund	1996	USA	2378.18	6	3	182
	≡	34	-	Nicole	Van Der Kaay	1996	NZL	2265.22	4	4	667
	≡	35	-	Luisa	Baptista	1994	BRA	2194.59	6	2	210
	≡	36	-	Julia	Hauser	1994	AUT	2148.84	6	2	160
	≡	37	-	Solveig	Løvseth	1999	NOR	2148.21	6	5	720
	≡	38	-	Ainsley	Thorpe	1998	NZL	2136.47	6	4	146
	≡	39	-	Rachel	Klamer	1990	NED	1974.93	6	3	964
	≡	40	-	Djenyfer	Arnold	1993	BRA	1950.30	6	5	125
	≡	41	-	Valerie	Barthelemy	1991	BEL	1935.83	6	3	161
	≡	42	-	Bianca	Seregni	2000	ITA	1928.92	6	2	169

☰	43	-	Sandra	Dodet	1996	FRA	1914.45	6	1	173.
☰	44	-	Anabel	Knoll	1996	GER	1910.28	5	5	125.
☰	45	-	Claire	Michel	1988	BEL	1884.55	6	4	121.
☰	46	-	Emy	Legault	1996	CAN	1881.07	6	1	184.
☰	47	-	Ilaria	Zane	1992	ITA	1866.18	6	3	136.
☰	48	-	Noelia	Juan	1996	ESP	1820.85	6	5	880.
☰	49	-	Audrey	Merle	1995	FRA	1736.23	5	2	119.
☰	50	-	Jaz	Hedgeland	1995	AUS	1673.67	6	3	110.

Notes

- Events in **bold** count toward the total points (full criteria)
- Number of events in **red** indicate that the limit of the total number of events to count has been reached
- Events with an asterisk * indicate that the ranking positions of the event have been modified according to the ranking criteria

							POL				
Olympic Qualification Ranking Criteria 	≡	69	-2	Tilda	Månsson	2004	SWE	1132.78	3	4	44
Individual Olympic Qualification Ranking Criteria 	≡	70	-2	Selina	Klamt	2001	GER	1129.46	4	2	69
Paralympic Qualification Rankings	≡	71	-1	Elizabeth	Bravo	1987	ECU	1078.07	6	1	10
	≡	72	+3	Cecilia Sayuri	Ramirez Alavez	2000	MEX	1027.80	6	2	90
	≡	73	-2	Anahi	Alvarez Corral	2001	MEX	1009.42	4	1	63
World Triathlon Para Rankings	≡	74	-2	Maria	Tomé	2001	POR	982.83	6	3	70
Continental Rankings	≡	75	+16	Erica	Hawley	1998	BER	972.56	6	2	47
	≡	76	-2	Lea	Coninx	1998	FRA	971.22	5	0	97
	≡	77	+9	Zuzana	Michalickova	2002	SVK	956.35	5	5	25
	≡	78	-2	Tereza	Zimovjanova	1995	CZE	937.26	6	1	90
	≡	79	-2	Sian	Rainsley	1997	GBR	930.11	2	2	68
	≡	80	-2	Simone	Ackermann	1990	RSA	914.51	6	0	91
	≡	81	-2	Kira	Hedgeland	1998	AUS	885.91	6	0	88
	≡	82	+12	Charlotte	Derbyshire	2001	AUS	878.25	2	4	11
	≡	83	-3	Tanja	Neubert	2000	GER	862.86	3	1	52
	≡	84	-3	Xinyu	Lin	2002	CHN	854.57	4	0	85
	≡	85	-3	Luisa	logna-Prat	1995	ITA	848.72	6	2	63
	≡	86	-3	Shanae	Williams	1998	RSA	787.77	4	5	56
	≡	87	-3	Eva	Daniels	2001	LUX	725.19	3	0	72
	≡	88	-3	Roksana	Slupek	1999	POL	723.48	6	0	72
	≡	89	+16	Cecilia	Perez	1991	MEX	707.23	5	3	40
	≡	90	-3	Sara	Guerrero Manso	1997	ESP	702.03	6	2	47
	≡	91	-3	Gwen	Jorgensen	1986	USA	699.04	1	3	13
	≡	92	-3	Brea	Roderick	2002	NZL	688.01	2	4	20